

## How to get an QR-Code scanner for your smartphone/tablet

Usually qr-code scanner apps are not pre-installed. So you need to go to the appstore on your device. Keep in mind that you need to be registered there.

➔ Android: PlayStore  
(google-E-Mail address required)



➔ ios/iphone: AppStore  
(apple id required)

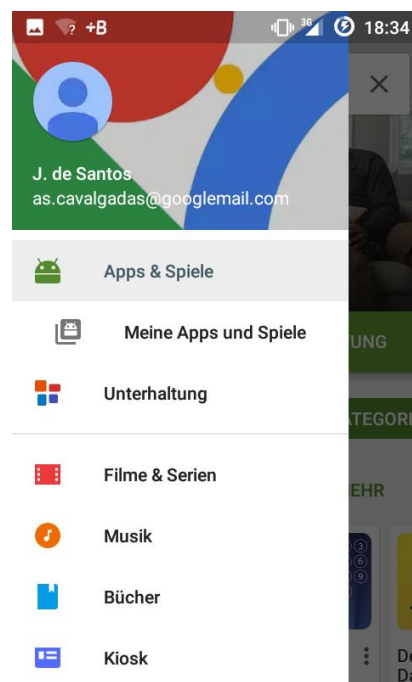
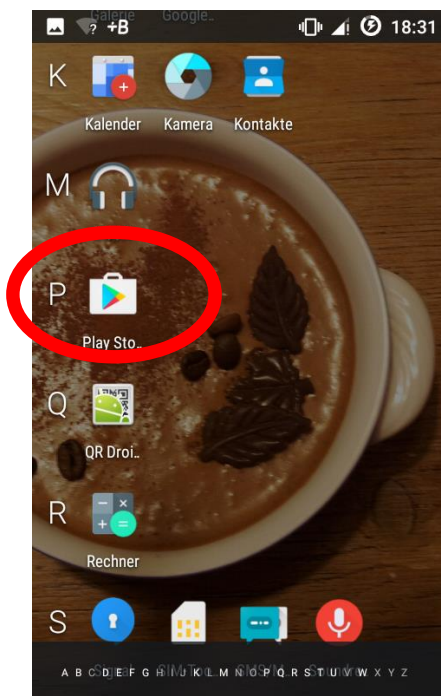


➔ Windows: AppStore  
(microsoft account required)

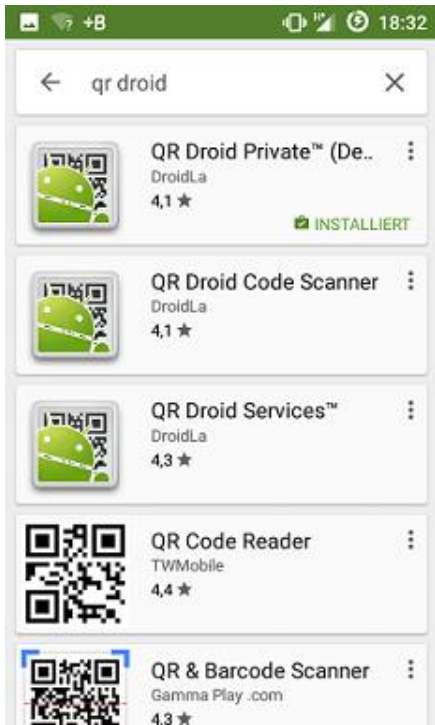


## How to get an qr code scanner for an Android phone

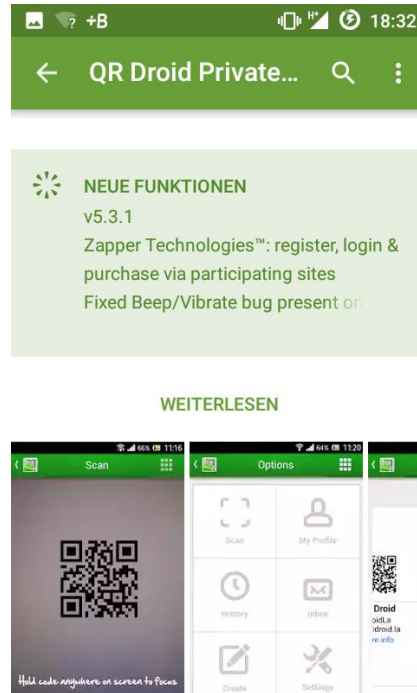
### 1. Find your app store icon and click on it



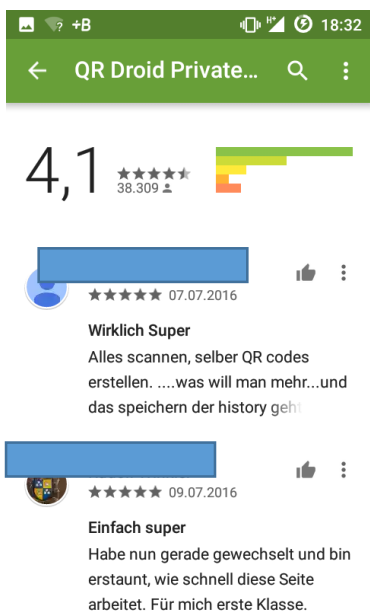
2. Enter search term ( qr scanner; QRDroidPrivate) in Search bar and enter by clicking on magnifying glass symbol



3. Click on a search result to see more details



4. Read about functions, required rights, price, and other user's opinions



5. Initiate installation by clicking on „install“. Once installed, you can click on „open“. Or you close the AppStore and you can find and open the app in your regular app overview.

