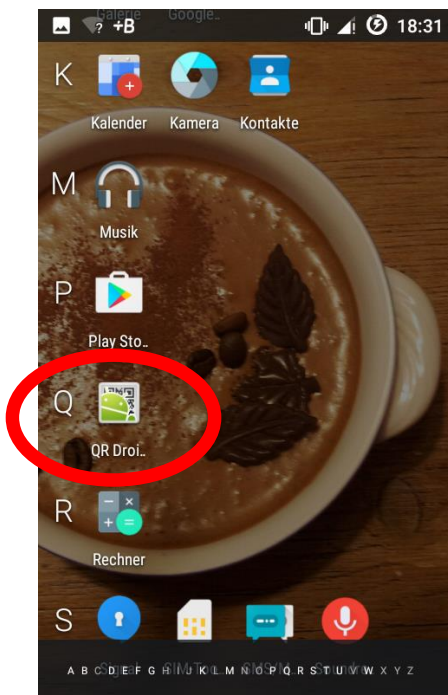


How to scan an OR-Code

You have installed an qr scanner app (by visiting your respective app store.

You have checked the surface of the qr code you wish to scan, to see if it was tampered with (extra qr code sticker on top of the original f.e.x). If it feels like that, don't scan.

➔ Open your Scan-App.

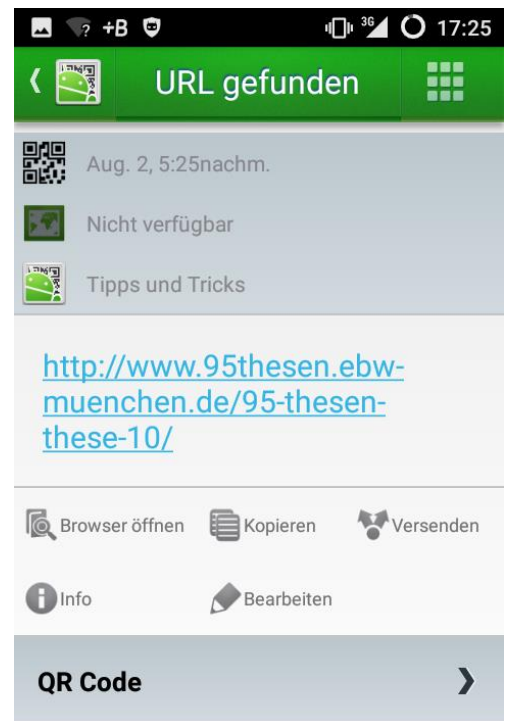


After a short while your display shows you the view of your camera.

Hold your phone in front of the Code, so it can „see“ the entire code. Once you have the right distance the app will focus and scan automatically (in this picture, the distance between camera and code is too close)




Be sure to choose an app that will show you the URL/internet address before going that way. That way you can control whether the target address makes sense and is where you want to go. Go there by clicking on the link or on „open browser“).



You will now be lead to the website the QR-Code points to.

QR-Codes can also be used to store simple text, pictures, or calling cards/business cards.



These 01

„Da unser Herr und Meister Jesus Christus spricht „Tut Buße“ (Matth. 4,17), hat er gewollt, daß das ganze Leben der Gläubigen Buße sein soll.“

Thesis 01

„When our Lord and Master Jesus Christ said „Repent“ (Mt. 4:17), he willed the

